

Generative AI For Interior Design And Space Layout

Course No: A02-018
Credit: 2 PDH

Amr Abouseif, MAA, PMP®, LEED AP® BD+C

Continuing Education and Development, Inc.

P: (877) 322-5800
info@cedengineering.com

Table of Contents

Introduction **1**

Module 1: Understanding Generative AI for Interior Design **2**

1.1 What is Generative AI? 2

1.2 Core Technologies: Diffusion Models and Large Language Models 3

1.3 Current Capabilities and Adoption in Interior Design 4

Module 2: Generative AI Applications in Interior Design Workflows **6**

2.1 Early-Phase Concept Development and Ideation 6

2.2 Material, Finish, and Color Exploration 7

2.3 Space Planning and Layout Optimization 8

2.4 Client Communication and Presentation 9

Module 3: Prompt Engineering for Interior Design **10**

3.1 Anatomy of Effective Interior Design Prompts 10

3.2 Interior Design Vocabulary and Style References 11

3.3 Iterative Refinement and Variation Techniques 12

Module 4: AI Tools and Platform Selection **14**

4.1 Image Generation Platforms 14

4.2 Large Language Models for Design Documentation 15

4.3 Evaluation Criteria and Selection Framework 16

Module 5: Professional and Ethical Considerations **18**

5.1 Intellectual Property and Ownership 18

5.2 Disclosure and Client Communication 19

5.3 Quality Assurance and Professional Standards 19

5.4 Bias, Representation, and Social Responsibility 20

Conclusion **22**

References **24**

Introduction

The Interior Design profession stands on the brink of a technological revolution driven by Generative AI. Earlier computer tools worked on some rule-based and parametric design logic. However, generative Artificial Intelligence studies design cases of earlier designs and is able to create solutions to spatial configuration, building materials and appearance directions through natural language. The design and human interaction with computational aid is changing to fasten the development of concepts, expand their exploration and enable more adaptable reactions to client wishes and project conditions.

For interior designers, space planners and other designers, generative AI tools have the capacity to help deal with existing workflow pain points. Visualizing a concept in its early-phase which takes hours to sketch or create in 3D can now be done in minutes through AI-generated imaging. Multiple iterations of space planning alternatives could have been generated and evaluated promptly. You can visualize materials and finishes in setting before ordering actual samples. Architectural computing capabilities do not supplant design judgment or expertise but instead amplify design creativity and enable the exploration of more design alternatives within project timeframes.

This course provides practicing interior designers or decorators, architects, and space planning professionals a comprehensive introduction to generative AI technologies as applicable to interior design and space layout. The materials provided for the training encompass both theory and practice related to the technical aspects of AI systems, prompt engineering along with workflow integration and professional issues, such as IP, client communication along with ethics. If you are discovering AI tools for the first time or want to solidify your knowledge of systems you have begun experimenting with, the course will surely provide you with the knowledge base you need to effectively use AI while maintaining design quality and the professional standards of good interior design practice.

By the end of this course, participants will understand how generative AI works, be able to construct effective prompts for interior design applications, know how to integrate AI tools into professional workflows, and understand the professional and ethical considerations that responsible AI use requires. The course emphasizes practical application while maintaining appropriate attention to limitations and quality control requirements.

Module 1: Understanding Generative AI for Interior Design

The emergence of generative AI offers interior designers a new world of creativity and design possibilities. Generative AI differs from earlier computer-aided design tools, which may require human users to specify every design element. Instead, generative AI analyzes extensive data about designs and learns patterns found in already successful ones. Users need not specify every design element; rather, they can communicate via large language models and image prompts in natural language or through image inputs. The purpose of this chapter is to lay the conceptual foundation for interior designers to appreciate the workings of these systems and their capability and limitations.

1.1 What is Generative AI?

Generative AI refers to a class of artificial intelligence models that can generate text, images, sounds, and other data. In terms of interior design, this means AI systems that can create images of interior spaces, suggest furniture layouts, propose material combinations or even generate floor plan alternatives based on design requirements. Through the use of extensive data that include images, design documentation and spatial data, AI systems learn how designs are constructed with different elements and principles applied in composition as well as how they help form aesthetic qualities.

Generative AI is fundamentally different from earlier computational design tools. Conventional CAD and BIM software typically require the designer to explicitly model every display, place each wall, piece of furniture, light fixture and finish material. Designers of parametric design tools create relationships and rules that generate variations, but the underlying logic still needs to be programmed. Unlike traditional approaches, generative AI infers from training data design relationships and can create entire designs from high-level descriptions without explicitly modelling all elements.

This technological shift has serious consequences on workflow and creativity for interior designers. The traditional approach to concept development initiated with hand sketches or mood boards. However, AI-generated visuals can now be used to explore different aesthetics simultaneously. AI-generated layout options can help inform space planning as they respond to functional requirements whilst suggesting surprising configurations. Choosing materials and finishes can be realistically rendered before issuing samples. This helps expedite your choices and reduce costly changes.

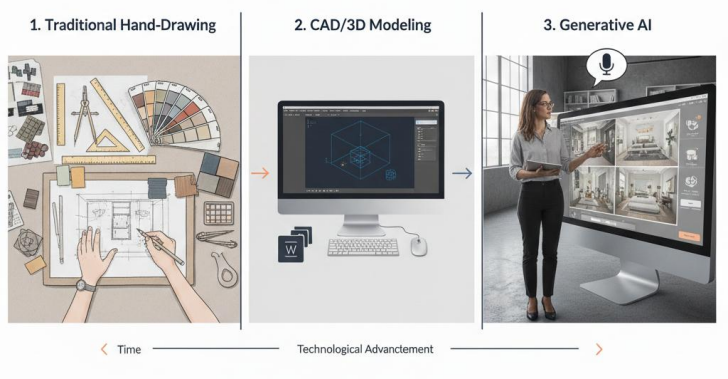

Machine learning refers to the broader technology umbrella from which generative AI derives. It essentially works by recognising patterns in data. Instead of adhering to specific coded rules, machine learning systems modify their internal parameters during training to learn the statistical relationships in their training data. To generate an image, it needs to learn the relations of colours, textures, spatial arrangements, lighting conditions with their accompanying text in the training images. The system creates images with similar relationships to what was seen during training given a new text description.

The quality and characteristics of generative AI outputs depend heavily on training data. A system trained predominantly on minimalist Scandinavian interiors will naturally produce outputs with those aesthetic characteristics. One trained on diverse historical and contemporary styles will have broader aesthetic range. Understanding this training dependence helps designers set realistic expectations about what AI tools can produce and explains why certain aesthetic directions or regional design traditions may be better represented in AI outputs than others.

1.2 Core Technologies: Diffusion Models and Large Language Models

Two primary technology categories drive current generative AI capabilities relevant to interior design: diffusion models for image generation and large language models for text understanding and generation. Understanding the basics of how these systems work enables more effective use and helps calibrate expectations about capabilities and limitations.

The leading image-generating systems like Stable Diffusion, DALL-E and Midjourney employ diffusion models to generate images through iterative operations. These systems learn to remove noise from corrupted images during training. They begin with pure random noise and gradually work their way towards a coherent image as guided by textual descriptions. Many small steps take place to enhance the image quality while staying on course with the textual prompt. The end result is photorealistic imagery that can convincingly represent interior spaces with their material properties, lighting effect and spatial relationship.



With diffusion models, interior designers can quickly visualize design without 3D modeling. A designer can describe a space she would like to see, possibly a residential living room with mid-century modern furniture, walnut finishes, and abundant natural light. Then renderings can result within seconds that are photorealistic. These images can help communicate your design intent to the client, facilitate internal discussion among your

design team or inspire further design development. With the speed of generation one can go through many aesthetic avenues that traditional rendering would take too long.

Large language models (LLMs) such as GPT-4, Claude, and Gemini represent a parallel AI capability with significant applications for interior design practice. These systems are trained on vast text corpora and learn to understand and generate human language with remarkable sophistication. For designers, LLMs can assist with design narratives and project descriptions, material specification research, code compliance questions, client communication, and project documentation. While image generation captures more immediate attention, text-based AI assistance can streamline numerous administrative and communication tasks that consume substantial designer time.

The unity of image generation and language understanding creates a powerful system for interior design. Designers can use natural language to describe spaces, and results will be displayed visually. Moreover, the designer can give feedback in a conversation. Furthermore, the design will be iterated to a refined concept. The less complex nature of the interface significantly reduces the learning curve over the complex use of CAD-type interfaces. Moreover, designers can focus on their creative decision-making rather than the interfaces and communication. The apparent simplicity of communicating with AI, however, can obscure significant shortcomings in precision, consistency, and controllability that designers need to be aware of and address in the professional sphere.

1.3 Current Capabilities and Adoption in Interior Design

The generative artificial intelligence capabilities for designing interiors have quickly turned from experiments into professional tools in a short time. The DALL-E 2, Midjourney and Stable Diffusion release to the public in 2022 spurred experimentation among designers. According to one report, by 2024, all sizes of interior design firms have implemented artificial intelligence tools into their workflows. However, even though most designers within the trade have utilized at least something to do with AI, the integration and sophistication vary wildly.



Several interior-design applications are areas where AI excels. Concept visualization allows designers to generate 3D concepts quickly on a computer without wasting much time. Exploring styles allows for quick examination of different ideas – traditional, modern, minimalism, maximalism, etc. Clients may get a clearer picture of their choices. Utilising material and finish mock-ups provides a realistic preview of their appearance and interaction within an actual space. Mood board enhancement is the process of adding AI-generated images to your mood board for reference images, that link to reference images you wouldn't normally link to. Another area in which AI is starting to show potential is space planning - although AI current capability for space planning is less than for visualization. Furniture layout alternatives are generated by some intelligent systems based on dimensions and requirements of rooms. Creative design solutions might be uncovered from these layouts which a designer would not have created themselves. AI-generated space plans should be checked for accessibility requirements, codified provisions, and practical circulation requirements. Designers should not consider AI space planning as a production-ready tool but rather a concept-generating one.

According to an industry survey, over 50% of interior designers have begun working with generative AI tools, with higher adoption among larger firms and those serving commercial clients. Reported reduction in time for the visualisation of concepts is between 40 and 70 per cent compared with 3D rendering workflows. Though it is mentioned by companies that AI can take the design process further, it will still require a lot of designer refinement and will not be the final deliverable. Although the technology is excellent for brainstorming, it lacks the accuracy, repeatability, and documentation we would expect in practice.

Professional adoption patterns reveal that AI integration success depends on thoughtful workflow design rather than simple tool replacement. Leading firms identify specific high-value applications, typically early concept development and client communication, where AI provides clear benefits without compromising quality standards. They establish clear protocols for when AI tools are appropriate, how outputs should be refined, and what level of human review is required before client presentation. This disciplined approach allows firms to capture AI benefits while maintaining professional standards and managing client expectations.

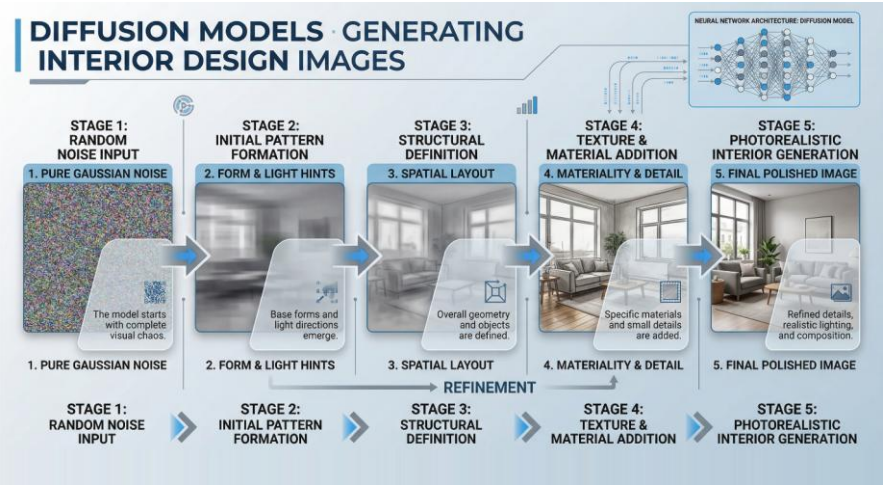

Module 2: Generative AI Applications in Interior Design Workflows

In addition to knowledge concerning the workings of generative AI, designers also need to know where it can add the greatest value in professional workflows. In this chapter we have included applications where AI tools can be used to great effect with a suitable context. The emphasis is on implementation that enhances design quality and efficacy and which does not compromise on professionalism.

2.1 Early-Phase Concept Development and Ideation

Early-phase concept development represents perhaps the highest-value application of generative AI in interior design practice. During initial project stages, designers work with incomplete information, evolving client preferences, and broad design briefs that require rapid exploration of multiple directions. Traditional workflows using hand sketches or preliminary 3D models can explore only a limited number of concepts within typical project timelines. Generative AI dramatically expands the breadth of exploration possible during early design phases.

AI-powered concept development typically begins with defining key project parameters in natural language: space type, functional requirements, aesthetic preferences, contextual considerations, and any constraints. A designer might prompt: 'Modern corporate reception area with biophilic design elements, natural materials, abundant natural light, professional atmosphere, comfortable waiting zones.' From this description, AI generates multiple visual concepts that interpret these requirements through different aesthetic and spatial approaches. The designer reviews outputs, selects promising directions, and generates variations on preferred concepts.

This rapid iteration capability provides several strategic advantages. Client engagement improves when presentations include diverse visual concepts rather than a single direction that may not resonate. Designers can test multiple interpretations of ambiguous client requests before investing substantial time in detailed development. Unexpected AI outputs sometimes reveal aesthetic combinations or spatial arrangements that spark creative directions the designer had not considered. The speed of AI generation enables revisiting and refining concepts based on client feedback within meeting timeframes rather than scheduling follow-up presentations.

AI concept development needs to be critically evaluated by designers, it cannot be accepted uncritically. Interiors created by AI may include details that are physically impossible, furniture arrangements that are impractical, code violations, or aesthetics that appear visually impactful but would not function properly when used. Outputs from AI shall purely be treated as inspiration and direction-setting and not design documentation. The spatial logic, functionality, buildability, cost impact and compliance with client’s needs are to be checked for each AI-created idea before showing it or working on it further.

Incorporating AI into professional work processes usually requires the establishment of ground rules during the conception phase. Firms prepare templates or prompt that contain instructions on all important project parameters and aesthetic instructions. The review points established are where senior designers scrutinize AI

outputs prior to meetings with clients. They distinctly articulate to their clients that AI visualizations made during early phase refer to direction only and not detailed design intent. Such an approach allows firms to take advantage of the speed and breadth of AI without sacrificing professional quality.

2.2 Material, Finish, and Color Exploration

Material and finish selection represents a critical phase of interior design where visual communication challenges often lead to expensive corrections. Clients struggle to envision how material samples will appear at full scale or how different finishes will interact under actual lighting conditions. Physical sample boards provide limited information about in-context appearance. Traditional rendering requires time-consuming 3D modeling and may still not accurately represent material properties. Generative AI offers a middle ground faster than detailed rendering but more contextual than sample boards.

In AI-assisted material exploration, a base space is created and surface treatments varied systematically. A designer could start with a ready-made office layout generated by AI and then generate versions with different flooring materials such as polished concrete, wide-plank oak, luxury vinyl tile or carpet tile. This same procedure applies for wall finish, ceiling treatment and accent materials. Clients can better evaluate various material applications while designers can position something spatially and make it less likely for a costly switch to be made.

Artificial intelligence visualizations help especially for color scheme development. Color palettes that are displayed as swatches or mood boards are often too abstract a lot of the times. They do not inform how colors will work with each other in three dimensions and under changing light. By using AI, designers can recreate identical interior spaces in different color palettes. This demonstrates the effect wall colors have on the sense of spaciousness, how accent colors can create focal points, and how the overall atmosphere changes with the use of different colors. By demonstrating spatial impact, this visualization capacity helps clients move beyond theoretical color to make decisions.

AI tools can also be utilized to select materials and finishes through lighting scenarios. The same space can look completely different depending on how it is lit: bright daylight that emphasizes range of textures and the true colour of materials; warm artificial light that creates an intimate atmosphere; dramatic accent lighting that draws attention to special architectural features. According to the color variations of light, which lets you know how the materials you choose will operate under different lighting conditions. Thus, we can check that the selected finish will perform right through daily use cycles. The designers will be able to identify potential problems beforehand, such as whether a material looks washed out with natural light or whether the colour shifts undesirably under artificial light.

Despite these benefits, AI material visualization has important limitations that designers must understand. AI-generated materials may not accurately represent specific product properties including texture depth, reflectivity, or color accuracy. A wood species shown in AI outputs may not match actual lumber appearance. Fabric drape and texture require verification against physical samples. Designers should use AI material visualizations as decision-support tools that narrow options and facilitate client communication, but final

specifications must be based on physical samples and manufacturer data. The goal is informed exploration rather than precise specification.

2.3 Space Planning and Layout Optimization

Space planning, the allocation of functional areas within given architectural constraints, represents a core interior design competency where AI capabilities remain more limited but are rapidly evolving. Current AI systems can generate furniture layout alternatives, suggest spatial configurations, and propose circulation patterns. However, these outputs require substantially more designer review and refinement than aesthetic visualizations because spatial planning must satisfy precise functional, code, and accessibility requirements that AI systems inconsistently address.

AI-assisted space planning typically involves providing room dimensions, functional requirements, and any constraints. For example: 'Open-plan office for 20 workstations, collaborative zones, private meeting room, kitchenette, building core on east wall, natural light from south-facing windows.' AI generates layout alternatives showing different workstation arrangements, circulation patterns, and zone allocations. These alternatives may reveal configurations the designer had not considered, particularly unconventional arrangements that challenge standard planning conventions while still meeting functional needs.

The primary value of AI space planning lies in rapid alternative generation rather than final design resolution. Traditional space planning requires manually arranging furniture and zones, evaluating the result, and then rearranging elements to test alternatives. This iterative process consumes considerable time, particularly when exploring unconventional approaches. AI dramatically accelerates this exploration phase, generating multiple layout concepts in minutes. Designers review these alternatives, identify promising approaches, and then refine selected concepts using traditional planning methods that ensure code compliance and functional adequacy.

Current AI space planning capabilities have several critical limitations that designers must navigate. Generated layouts may violate accessibility clearances, exit discharge requirements, or furniture spacing standards. AI-generated circulation paths might work visually but create bottlenecks or inefficient movement patterns. Furniture dimensions in AI outputs may not correspond to actual product specifications. Mechanical, electrical, and plumbing coordination is typically absent from AI-generated plans. These limitations mean that AI space planning outputs serve as conceptual starting points requiring comprehensive professional development before construction documentation.

Best practices for AI-assisted space planning emphasize early-phase application with rigorous review protocols. Use AI to explore multiple layout approaches during initial planning stages. Evaluate AI outputs for conceptual merit rather than technical precision. Select promising layouts for detailed development using traditional planning methods. Verify all dimensions, clearances, and code compliance through manual review or dedicated space planning software. Document any AI-generated concepts used as inspiration to maintain clear records of design development process. This disciplined approach allows designers to leverage AI ideation capabilities while ensuring that final plans meet all professional standards.

2.4 Client Communication and Presentation

In the day-to-day practice of interior design, client communication is a constant challenge. Clients frequently find it hard to visualize space from drawings. Non-design professionals might find technical drawings and specifications blueprints confusing. It is unlikely that verbal descriptions of aesthetics accurately represent mental images the clients have in mind. The communication gaps result in expectations misalignment and changes at late stages which leads to client displeasure despite competent design work. The use of Generative AI can help in bridging such gaps.

AI-generated visualization transforms abstract design concepts into concrete images that clients can immediately understand and evaluate. Rather than asking clients to imagine how a proposed material palette will appear, designers present photorealistic renderings showing the space with specified materials applied. Rather than describing spatial relationships verbally, designers show AI-generated views from multiple vantage points that communicate spatial experience directly. This visual communication reduces ambiguity and enables more productive client feedback focused on design preferences rather than clarifying basic concepts.

The speed of AI generation also enables responsive adaptation during client meetings. When clients express concerns about a proposed direction, designers can generate alternative approaches in real-time rather than scheduling follow-up presentations. If a client requests seeing a space with different colors or furniture styles, AI can produce those variations immediately. This responsiveness keeps design development momentum while ensuring client buy-in at each decision point. The traditional pattern of designer proposals followed by delayed client feedback and subsequent revisions compresses into more efficient iterative refinement.

However, AI-enhanced client communication requires careful management to prevent potential issues. Clients may perceive highly realistic AI renderings as commitments to specific material products or furniture pieces when designers intended them as conceptual illustrations. The ease of generating variations might encourage excessive iteration that extends schedules rather than accelerating decisions. Clients might request seeing so many alternatives that decision paralysis results. Effective use of AI in client communication requires establishing clear protocols about what visualizations represent, how many alternatives are appropriate, and when decisions must be finalized to maintain project momentum.

Professional firms address these challenges through clear communication frameworks. They explain during kickoff meetings what level of detail AI visualizations represent and when more precise documentation will follow. They limit the number of concept alternatives presented to prevent overwhelming clients while still demonstrating thorough exploration. They establish clear decision milestones where clients must commit to selected directions before further development proceeds. They maintain documentation trails showing design evolution and client approvals. These practices allow firms to leverage AI's communication benefits while managing expectations and maintaining project discipline.

Module 3: Prompt Engineering for Interior Design

The quality of outputs from generative AI systems depends critically on how users communicate their intentions through prompts. Prompt engineering, the practice of constructing effective instructions for AI systems, has emerged as an essential skill for designers seeking to leverage AI tools productively. This chapter provides practical guidance for creating prompts that generate useful interior design outputs, with emphasis on interior-specific vocabulary, iterative refinement techniques, and strategies for achieving consistent results across multiple generations.

3.1 Anatomy of Effective Interior Design Prompts

A useful input for interior design apps have common structure elements that helps AIs create desired prompts. A designer can construct the prompt systematically rather than by trial and error by understanding the elements and their interaction. Although the structures of the prompts vary across AI platforms, the principles are the same. Clarity, specificity and structure.

An effective interior design prompt usually consists of four things: type of space and function, style and aesthetic direction, material and finish specification, and atmosphere and lighting. The type of space establishes the functional context: a residential living room; a corporate boardroom; a restaurant dining area; a hotel lobby. This information allows the AI to best determine scale, furniture choices and layout. There are many aesthetic directions you can take: contemporary, traditional, mid-century modern, industrial, Scandinavian minimalist or combinations of them. AI systems are equipped with explicit aesthetic targets from references in their training data.

Material and finish specifications add crucial detail that distinguishes professional outputs from generic imagery. Rather than simply requesting 'modern living room,' a refined prompt specifies 'white oak flooring with matte finish, textured plaster walls in warm white, blackened steel window frames, natural stone fireplace surround.' This material specificity produces outputs that appear considered and intentional rather than algorithmically generic. Atmospheric and lighting characteristics complete the prompt by establishing mood and visual quality: 'abundant natural light from floor-to-ceiling windows, soft ambient lighting, warm and inviting atmosphere, photographed during golden hour.'.

Specificity generally improves prompt effectiveness, but excessive detail can constrain AI creativity in ways that reduce output utility. A prompt that specifies every element in minute detail may produce predictable results that offer little advantage over traditional rendering of a predetermined design. The most effective prompts strike a balance, providing enough direction to guide outputs toward useful territory while leaving sufficient creative latitude for AI to suggest unexpected but valuable approaches. This balance requires judgment that improves with experience using specific AI systems.

Negative prompts are also a useful tool that guides the user on what to avoid instead of what to include. Interior design prompts may have exclusions described as “no bright colors; no patterned fabrics; no decorative objects; no ceiling fixtures.” Negative prompts help prevent identifiable elements produced by AI generations

or help steer a generated image away from an aesthetic that is unsuitable for a given project. The majority of AI platforms allow for the positive description of desired attributes as well as the negative exclusion of those attributes which are unwanted.

3.2 Interior Design Vocabulary and Style References

AI image generation systems respond to interior design terminology in predictable ways based on their training data associations. Understanding which terms reliably evoke which visual characteristics enables more effective prompt construction. Designers should view AI systems as having learned vocabularies, certain terms consistently produce certain visual results because of how those terms were used in training image captions. Testing terminology and building personal prompt libraries accelerates mastery of system-specific vocabularies.

Style terminology provides the most powerful single prompt element for establishing overall aesthetic direction. Terms like 'minimalist,' 'maximalist,' 'industrial,' 'coastal,' 'traditional,' or 'contemporary' immediately orient generation toward recognizable aesthetic territories. Combining style terms can produce interesting hybrids: 'Scandinavian minimalist with Japanese influences' or 'industrial loft with mid-century modern furniture.' Regional descriptors also carry strong associations: 'Mediterranean villa,' 'New England colonial,' 'Southwest adobe interior.' These geographic references evoke architectural and material conventions specific to those regions.

Material terminology requires precision to achieve desired results. Generic terms like 'wood' produce ambiguous outputs; specific terms like 'white oak,' 'reclaimed barn wood,' or 'dark walnut' generate more controlled results. The same principle applies across material categories: 'natural stone' versus 'honed marble' versus 'rough-cut granite'; 'metal' versus 'brushed brass' versus 'blackened steel'; 'fabric' versus 'linen' versus 'velvet.' This material specificity comes naturally to interior designers accustomed to specifying exact products and finishes, making precise material prompting an area where design professionals have inherent advantages over general AI users.

Referencing specific designers, design movements, or influential projects can effectively communicate aesthetic intentions. A prompt mentioning 'in the style of Kelly Wearstler' or 'reminiscent of Soho House aesthetic' leverages the AI's training on images associated with those names. Architectural movements also work: 'Art Deco interior,' 'Bauhaus-inspired office,' 'Memphis Group color palette.' However, such references work only when the referenced designers or movements were well-represented in the AI's training data. Obscure regional designers or recent emerging trends may not produce meaningful associations. Testing references with multiple generations reveals which work reliably for specific AI systems.

Lighting and ambiance descriptive words have a powerful effect on quality and mood of generation. Lighting character is established through terms such as ‘soft natural light, dramatic accent lighting, warm candlelight, or bright daylight’ References to the hour of day also work well, e.g. ‘photographed during golden hour’, ‘overcast daylight’, or ‘evening with ambient lighting’. You can also use photography terminology to improve the technical quality of the images: ‘architectural photography’, ‘professional interior photography’, ‘shot with

wide-angle lens', '50mm perspective'. Such photographic references help the AI produce images that have the right composition, light and visual quality for being presented in a professional context.

3.3 Iterative Refinement and Variation Techniques

AI-assisted interior design is usually not perfect on the first try. Reiteration is imperative, and coherent comprehension of systematic fine tuning techniques enhances efficiency and quality of output. The iterative method of this practice is to generate an output, critique the output received, define what worked, what did not work, and refine prompts to enhance what works and improve what does not work. Results can be achieved in a more predictable manner.

Progressive elaboration provides a structured iteration framework. Start with simple prompts establishing basic direction: 'contemporary residential bedroom, natural materials, calm atmosphere.' Generate several variations to evaluate which general direction shows promise. Select the most successful output and add detail progressively: specify material choices, refine lighting characteristics, add atmospheric descriptors, include compositional guidance. This progressive approach prevents over-specifying too early, which can constrain exploration, while still moving systematically toward refined outputs suitable for professional use.

Most AI platforms support seed values or similar mechanisms that control randomness in generation. When an output shows promise, using the same seed with modified prompts generates variations that maintain successful characteristics while allowing refinement of specific elements. This capability enables systematic exploration around promising concepts rather than generating entirely unrelated alternatives. Designers should document seeds for successful generations to enable reproducibility and further development of concepts that resonate with clients or project requirements.

Some AI systems support image-to-image generation modes where existing images guide new generation rather than starting from pure text. This capability is particularly valuable for interior design applications. Designers can input preliminary sketches, mood board images, or existing project photos and use text prompts to transform them into different styles or with modified elements. Image-to-image generation maintains better spatial and compositional control than pure text-to-image generation while still leveraging AI's aesthetic and material generation capabilities. Combining image inputs with text prompts often produces more controlled and professionally useful outputs than text prompts alone.

Building personal prompt libraries dramatically improves efficiency as designers gain experience with specific AI systems. Successful prompts for common scenarios, residential living rooms, commercial office spaces, restaurant interiors, become reusable templates requiring only project-specific modifications. Many designers maintain organized collections of effective prompts categorized by space type, style, and application. These libraries capture hard-won knowledge about what terminology works, what parameters produce useful outputs, and what refinement patterns reliably improve results. Sharing prompt libraries within design teams standardizes quality and accelerates team member mastery of AI tools.

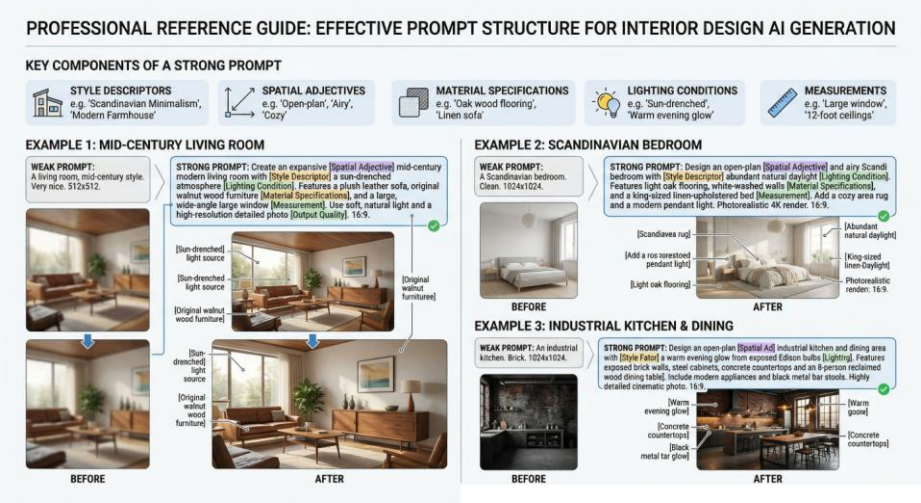
PROFESSIONAL REFERENCE GUIDE: EFFECTIVE PROMPT STRUCTURE FOR INTERIOR DESIGN AI GENERATION
KEY COMPONENTS OF A STRONG PROMPT
STYLE DESCRIPTORS
e.g. 'Scandinavian Minimalism', 'Modern Farmhouse'
SPATIAL ADJECTIVES
e.g. 'Open-plan', 'Airy', 'Cozy'
MATERIAL SPECIFICATIONS
e.g. 'Oak wood flooring', 'Linen sofa'
LIGHTING CONDITIONS
e.g. 'Sun-drenched', 'Warm evening glow'
MEASUREMENTS
e.g. 'Large window', '12-foot ceilings'
EXAMPLE 1: MID-CENTURY LIVING ROOM
WEAK PROMPT:
A living room, mid-century style. Very nice. 512x512.
STRONG PROMPT: Create an expansive [Spatial Adjective] mid-century modern living room with [Style Descriptor] a sun-drenched atmosphere [Lighting Condition]. Features a plush leather sofa, original walnut wood furniture [Material Specifications], and a large, wide-angle large window [Measurement]. Use soft, natural light and a high-resolution detailed photo [Output Quality]. 16:9.
[Sun-drenched] light source
[Sun-drenched light source
[Original walnut wood furniture]
[Original walnut furnituree]
[Sun-drenched] light source
[Original walnut wood furniture]
BEFORE
AFTER
EXAMPLE 2: SCANDINAVIAN BEDROOM
WEAK PROMPT:
A Scandinavian bedroom. Clean. 1024x1024.
STRONG PROMPT: Design an open-plan [Spatial Adjective] and airy Scandi bedroom with [Style Descriptor] abundant natural daylight [Lighting Condition]. Features light oak flooring, white-washed walls [Material Specifications], and a king-sized linen-upholstered bed [Measurement]. Add a cozy area rug and a modern pendant light. Photorealistic 4K render. 16:9.
[Scandiavea rug]
[Add a ros torestoed pendant light]
[Light oak flooring]
[Abundant natural daylight]
[King-sized linen-Daylight]
Photorealistic render: 16:9.
BEFORE
AFTER
EXAMPLE 3: INDUSTRIAL KITCHEN & DINING
WEAK PROMPT: An industrial kitchen. Brick. 1024x1024.
STRONG PROMPT: Design an open-plan [Spatial Ad] industrial kitchen and dining area with [Style Fator] a warm evening glow from exposed Edison bulbs [Lighting]. Features exposed brick walls, steel cabinets, concrete countertops and an 8-person reclaimed wood dining table]. Include modern appliances and black metal bar stools. Highly detailed cinematic photo. 16:9.
[Warm evening glow]
[Concrete countertops]
[Black metal tar glow]
[Warm goow]
[Concrete countertops]
BEFORE
AFTER

Module 4: AI Tools and Platform Selection

The landscape of AI tools available for interior design applications has expanded rapidly, with new platforms emerging and existing tools adding capabilities frequently. This chapter surveys the major AI platforms relevant to interior design practice, examining their distinctive characteristics, strengths, limitations, and appropriate use cases. The goal is not to provide exhaustive tool reviews, which would quickly become outdated, but rather to establish frameworks for evaluating tools and making informed adoption decisions suitable for professional practice.

4.1 Image Generation Platforms

Key players in the AI image generation domain possess individual characteristics which determine the ideal interior design application. By knowing these differences designers can choose the tools best fitted for tasks and project. Although there are new systems that come into the market on a regular basis and existing ones are constantly being modified, the major systems have established their place. They have done this based on their image quality, user-friendliness, controllability, and business conditions.

Midjourney is gaining popularity among interior designers and architects, especially due to its aesthetic sensitivity and photorealistic quality output, through Discord. The platform produces images with good lighting, material characteristics, and techniques that make it look good. Interior designers especially value Midjourney's portrayal of organic materials, architectural details and ambiance. Nonetheless, users experience workflow friction when using Discord interface, plus type of platform limits control of geometric or dimensional accuracy. Midjourney is a solution for creating concept images, mood images and client images where the aesthetic impact is more important than precise technical accuracy.

DALL-E 3, integrated into ChatGPT and available through OpenAI's API, offers strong general-purpose image generation with particularly good text understanding and prompt interpretation. The platform can handle complex multi-element prompts and maintains better logical consistency across generated elements than some competitors. DALL-E's integration with ChatGPT enables conversational refinement of prompts, users can describe what they want changed rather than manually modifying prompt text. For interior designers, DALL-E works well for rapid exploration of multiple concepts and for clients who prefer conversational interaction over technical prompting. However, some users find DALL-E's aesthetic somewhat less sophisticated than Midjourney's for interior visualization.

Stable Diffusion represents an open-source alternative with different tradeoffs than commercial platforms. The core technology is freely available and can be run locally on suitable hardware or accessed through various web services. This openness enables substantial customization, users can train custom models on specific aesthetic datasets, fine-tune generation parameters, and integrate Stable Diffusion into custom workflows. The tradeoff is complexity: effective use of Stable Diffusion typically requires more technical sophistication than commercial platforms. For interior design firms with technical resources or specific control requirements, Stable Diffusion offers flexibility that commercial platforms cannot match. However, most designers will find commercial platforms more practical for general use.

AI-powered tools designed specifically for interior design processes are now emerging. The tools often blend image generation with space planning, product matching and/or style transfer. Specific tools might be less general-purpose, but they may provide some workflow benefits. When considering a specialized platform, designers should determine whether its specific capabilities are worth the effort of learning a new system, or if using a general-purpose system would be better. The specialized tools market is changing quickly, consolidation and new entrants are expected to reshape it.

4.2 Large Language Models for Design Documentation

Large language models (LLMs) provide complementary capabilities to image generation, addressing text-heavy aspects of interior design practice including design narratives, client communications, specification research, and project documentation. While less visually dramatic than image generation, text-based AI assistance can streamline substantial portions of design work. The major LLM platforms each offer distinct capabilities and interaction models suitable for different applications.

The widely used GPT Chat developed by OpenAI for general text-related tasks is now also suited for interior design. Designers turn to ChatGPT for drafting project descriptions and design narratives, producing scripts for client presentations, researching materials and products, explaining code requirements, and generating specification outlines. The interface allows designers to provide initial direction, engage in review, request modification, and build toward a polished text through conversation. The DALL-E 3 system, which incorporates functions that were previously exclusive to ChatGPT Plus, is now accessible to the general public.

Claude, developed by Anthropic, offers particularly strong performance on longer documents and complex reasoning tasks. Interior designers working on comprehensive project documentation, detailed specifications, or analytical reports may find Claude's handling of extended context and nuanced instructions advantageous. The platform maintains conversation continuity across longer interactions better than some alternatives, enabling more sophisticated collaborative document development. Claude also demonstrates strong capabilities for reviewing and critiquing text, making it valuable for quality checking design narratives or client communications before finalization.

Google’s large language model (LLM) Gemini is integrated into Google Workspace apps like Docs, Sheets, and Gmail. If you're a design firm that already uses Google’s productivity suite, then you can get some AI assistance in environments that are familiar to you. Designers are able to draft documents in Google Docs with AI assistance, analyze project data in Sheets, and compose client emails with AI suggestions, without switching platforms. For companies committing themselves to Google integration benefits may be more useful than capability differences. Nevertheless, designers must determine whether these capability tradeoffs justify the integration of its workflow over LLM’s standalone platforms.

4.3 Evaluation Criteria and Selection Framework

Systematic evaluation of multiple dimensions is required for selecting AI tools for interior design practice. Tools will not be adopted simply on a whim because they are the current hot topic on social media or because a competitor is using them. Instead, designers will assess the tools in question against their own particular needs and workflows, the capabilities of their team, and the requirements of the project at hand. A systematic evaluation framework guards against haphazard adoption of misfit tools and assures technology investments are tied to business objectives.

Output quality represents the most obvious evaluation criterion but requires nuanced assessment beyond simply generating impressive images. Interior design applications demand specific qualities: accurate material representation, appropriate scale and proportion, lighting realism, spatial coherence, and aesthetic sophistication appropriate for client presentation. Designers should test platforms with prompts representative of actual project work rather than generic examples. Generate multiple outputs from the same prompts to assess consistency. Evaluate whether the platform's aesthetic tendencies align with the firm's design philosophy. Quality assessment should include showing outputs to clients or colleagues to gauge professional acceptability.

Ease of use affects productivity and team adoption. Some platforms prioritize powerful capabilities that require technical sophistication. Others emphasize intuitive interfaces accessible to users without technical backgrounds. The appropriate balance depends on team composition and willingness to invest in learning. Evaluate prompting complexity, how much trial-and-error is required to achieve desired results? Assess interface design, is the workflow smooth or filled with friction? Consider whether the platform supports team collaboration and prompt sharing. Ease of use often improves with platform maturity, so reassessment every six to twelve months may reveal significant changes.

Control and consistency matter particularly for professional applications requiring multiple related images or specific design elements. Can the platform generate variations on a theme while maintaining key characteristics? Does it support reference images to guide generation? Can users control specific aspects like viewpoint, lighting, or material properties? How consistent are outputs across multiple generations from similar prompts? Professional work often requires generating several views of the same design concept or creating images that maintain visual continuity across presentation sequences. Platforms that excel at isolated impressive images may struggle with consistency across series.

Business terms including pricing, usage rights, and data privacy deserve careful evaluation before adoption. Subscription models provide predictable costs but may include usage limits. Pay-per-generation models offer flexibility but can become expensive for heavy use. Usage rights vary significantly, some platforms allow commercial use of generated images while others restrict it. Data privacy policies determine whether prompts and generated images remain confidential or might be used for platform training. For design firms handling client confidential information, understanding and accepting data handling policies is essential before incorporating tools into professional workflows.

Integration capabilities increasingly distinguish platforms as AI tools mature. Does the platform offer API access enabling workflow automation? Can it integrate with existing design software? Are there plugins or extensions for common tools? Does it support batch processing for repetitive tasks? Integration capabilities determine whether AI tools operate as isolated utilities requiring manual import/export or become seamless parts of professional workflows. For established firms with existing toolchains, integration may be more valuable than marginal capability improvements.

Module 5: Professional and Ethical Considerations

The adoption of generative AI in interior design practice raises important professional and ethical questions that require thoughtful consideration. This chapter addresses intellectual property concerns, client disclosure obligations, quality assurance requirements, bias and representation issues, and the evolving professional standards that will govern responsible AI use in interior design. Designers who neglect these considerations risk professional liability, client disputes, and reputational damage regardless of the technical sophistication of their AI implementation.

5.1 Intellectual Property and Ownership

Intellectual property questions surrounding AI-generated content remain legally unsettled in many jurisdictions, creating uncertainty that interior designers must navigate carefully. Traditional copyright law protects original creative works fixed in tangible form, with ownership typically vesting in the human author or their employer. AI-generated content challenges these frameworks because the creative process involves machine generation rather than direct human authorship. Understanding current legal positions, platform terms of service, and prudent risk management practices enables designers to use AI tools while protecting their business interests and client relationships.

The U.S. Copyright Office states that works that are entirely produced by AI and without human creativity may not be copyright protected. Nonetheless, the copyrightability of other works, which involve significant human creativity and in which AI merely acts as a tool, may be protected. This implies that AI-generated concept images used by designers as sources of inspiration or starting points in human-controlled design processes likely contains enough human authorship to attract copyright. On the other hand, designers shouldn't take for granted copyright over any content generated with the assistance of AI, and should take legal advice in case a situation involving the high-value creative work arises.

Platform terms of service significantly affect usage rights for AI-generated content. Commercial AI platforms typically grant users rights to commercially exploit generated images, but specific terms vary. Some platforms claim ownership of generated content. Others grant users ownership but reserve rights to use content for platform improvement. Some prohibit certain commercial applications or require attribution. Designers must review and understand platform terms before incorporating AI tools into client work. Terms of service violations could expose firms to legal claims or termination of platform access at inopportune project moments.

Contracts with clients should cover the use of AI and the ownership of AI-generated material. Standard professional services agreements may not cover AI-related questions. Designers should ascertain whether using AI is acceptable, the ownership of AI-generated materials that become part and parcel of any deliverable, and how IP rights flow if users' own content is used. Certain clients, particularly those in regulated fields or with strict IP policies, may have AI use prohibitions. Some parties might accept the use of AI but request a disclosure and special licensing terms. By explicitly addressing these queries in engagement letters, disputes can be avoided during the project and/or afterwards.

5.2 Disclosure and Client Communication

Disclosing the use of AI in interior design is an ethical and practical matter that the client needs to consider. Although no universal regulation exists yet, there are a few principles to follow. The nature of design services varies, but being clear about what you're providing will help avoid conflicts. On the other hand, inadvertent or overly extensive disclosure of any AI usage may cause undue concern on the part of the client regarding the quality of design and/or originality. Designers must consider the specificities of their client and project relationship to strike this balance.

At minimum, designers should not misrepresent AI-generated content as entirely hand-created work. If a presentation includes AI-generated concept imagery alongside traditional hand sketches or CAD drawings, that distinction should be clear. If space layouts incorporate AI-generated suggestions subsequently refined by the designer, that process should be disclosed if relevant to discussions about design methodology. The standard should be honest representation of the design process without necessarily providing exhaustive technical detail about every tool used. Most clients care more about final design quality and whether solutions meet their needs than about specific tools employed, but they deserve truthful answers to direct questions about design methodology.

Proactively disclose your usage of AI to any client that may raise an issue. Transparency around innovative tools and methods is often appreciated by clients in creative industries, those with an understanding of design sophistication, or those interested in the design process. This kind of disclosure allows the designer to position himself as technically advanced and assures clients that people remain in control of the quality of the design. The disclosure may stress that AI is an advanced visualisation tool allowing a more thoroughly exploration of design alternatives, while also keeping designer guidance and judgement on track.

Framing matters significantly when discussing AI use with clients. Describing AI as augmenting designer capabilities rather than replacing design judgment tends to resonate better than emphasizing automation. Explaining that AI enables more extensive exploration within project budgets, faster response to client feedback, and more compelling visualization of concepts positions AI as enhancing rather than cheapening design services. Designers should be prepared to explain quality control measures, how AI outputs are reviewed, refined, and integrated into comprehensive design solutions that meet all professional standards.

This framing maintains appropriate confidence in AI capabilities while acknowledging designer essential role in delivering professional services.

5.3 Quality Assurance and Professional Standards

Maintaining professional quality standards when incorporating AI tools requires establishing clear protocols for output review, refinement, and integration into deliverables. The speed and ease of AI generation should not erode the critical evaluation and quality control that professional practice demands. Interior designers bear professional responsibility for all work product regardless of whether AI assistance was involved in its

creation. This responsibility requires establishing quality assurance processes specifically addressing AI-generated content characteristics and limitations.

The first quality assurance requirement is technical accuracy checking. Images generated by artificial intelligence of interiors can contain features that are physically impossible such as doors not aligned with walls, incorrectly scaled furniture, materials with properties that do not align with the rules of reality, lighting that violates physics, and spatial relationships that cannot in reality be built. Designers need to assess the technical feasibility of AI outputs so that they can not be used in client presentations and design development. Before it can be used for actual construction, AI-generated documentation should be verified and refined for construction and code.

Consistency and coherence across multiple AI-generated images require attention when creating presentation sets or project documentation. AI systems do not automatically maintain visual continuity across separate generations. A residential living room generated in one session may have different furniture, finishes, or spatial characteristics than the same room generated subsequently. For professional presentations showing multiple views of designed spaces, designers must either generate all related images in coordinated sessions or carefully refine and edit outputs to ensure consistency. This quality control is particularly important for construction documentation where inconsistent details could create contractor confusion or construction errors.

Appropriateness for intended audience and purpose represents another quality dimension. AI-generated imagery suitable for internal concept development might not be appropriate for formal client presentations or design award submissions without refinement. Images containing anatomical oddities, unclear details, or generic characteristics should be culled or improved before client viewing. The standard should be whether outputs meet the quality level the firm would accept for traditionally created work. AI tools enable rapid generation but do not eliminate the need for designer judgment about what represents professional-quality output worthy of the firm's reputation.

5.4 Bias, Representation, and Social Responsibility

AI systems learn from training data that may reflect societal biases and limited perspectives. These biases can manifest in generated interior design content in ways that perpetuate narrow aesthetic conventions, limited cultural representation, or exclusionary design assumptions. Interior designers using AI tools have both professional obligation and business interest in recognizing these limitations and actively working to ensure their design practice promotes inclusivity and serves diverse communities appropriately.

Aesthetic bias represents the most obvious manifestation. AI training data disproportionately represents certain design styles, particularly contemporary Western commercial and residential interiors featured in design publications and online portfolios. Other aesthetic traditions, vernacular designs, non-Western interior conventions, designs serving specific cultural communities, may be underrepresented or stereotypically rendered. Designers serving diverse clients should critically evaluate whether AI outputs reflect appropriate cultural sensitivity or whether they default to generic mainstream aesthetics that may not serve specific

communities well. Supplementing AI generation with research into culturally specific design traditions helps ensure appropriate representation.

AI-generated space plans may lack or inadequately address universal design accessibility considerations. Training data that does not prioritize accessibility leads AI systems to propose designs that do not work well for disabled people. Designers need to check AI-generated spatial ideas for accessibility and Universal Design principles. This verification is mandatory – it is a fundamental responsibility of professionals and a legal obligation under the accessibility codes. While AI tools may assist in spatial exploration, they cannot substitute a designer's expertise when it to creating spaces that are inclusive and user-friendly.

Representation of people in AI-generated interior imagery may perpetuate narrow demographic representation or stereotypical associations. If AI training data disproportionately shows certain demographic groups in certain settings, the AI may reproduce those associations in generated content. Designers should critically evaluate whether generated images reflect appropriate diversity or whether they reinforce problematic patterns. When generating imagery that will represent the designer's practice or be used in client presentations, conscious attention to inclusive representation demonstrates professional values and serves diverse client communities appropriately.

Addressing these challenges requires active designer engagement rather than passive acceptance of AI outputs. Designers can intentionally include diversity and inclusion considerations in prompts: specifying universal design features, referencing diverse aesthetic traditions, requesting representation of diverse communities. They can supplement AI generation with research ensuring cultural appropriateness. They can apply critical review asking whether outputs serve all potential users appropriately or whether they reflect narrow perspectives. The goal is ensuring that AI tools enhance rather than constrain the designer's ability to create inclusive, culturally sensitive, and socially responsible interior environments.

Conclusion

The use of generative artificial intelligence in design can have a lot of significance. This course showcases capabilities such as rapid concept visualization, material and finish exploration, space planning assistance and improved client communication, all of which can be useful in accelerating workflows, expanding creative exploration and enhancing design outcomes. Nonetheless, to achieve the benefits, we must ensure that the use of AI does not undermine professional judgment, quality, or ethical concerns.

The best application of AI integration for an interior design practice occurs when designers regard this tool as an augmentation of human creativity and expertise, rather than a replacement for it. Through AI technology, the creation of visuals and the exploration of the full range of aesthetic possibilities is easier than ever. Moreover, AI can also act as a creative translator of abstract concepts into concrete images. Human beings are good at identifying what the client wants, what is functionally required, what can be made technically, and whether it is a value design or not. Combining the generative speed of AI & judgment of designers leads to effective & impactful workflows.



Professional standards and ethical practice provide essential frameworks for responsible AI adoption. Designers must understand intellectual property implications, disclose AI use appropriately, maintain quality assurance protocols, and address bias and representation concerns. These considerations are not obstacles to AI adoption but rather necessary guardrails ensuring that technological capability serves design quality and social responsibility. Firms that attend to these professional obligations while capturing AI benefits position themselves for sustainable competitive advantage rather than short-term efficiency gains that might compromise professional standing.

Looking forward, generative AI capabilities will continue evolving rapidly. Image quality will improve, controllability will increase, integration with existing design software will deepen, and specialized interior design applications will mature. Designers who establish solid conceptual understanding now, how AI works, where it provides value, what its limitations are, how to use it responsibly, will adapt more effectively to these ongoing advances than those who either dismiss the technology or adopt it uncritically. The goal is not mastering specific tools that may change quarterly but rather developing judgment about how AI fits into professional practice generally.

The interior design profession has successfully adapted to previous technological disruptions including computer-aided design, three-dimensional modeling, and building information modeling. In each case, technology augmented designer capabilities rather than replacing professional expertise. Generative AI represents another significant advance in this continuum. Designers who approach it with appropriate balance, enthusiasm tempered by critical evaluation, efficiency gains coupled with quality maintenance, technological capability guided by professional values, will find AI a valuable addition to their professional toolkit. Those who either ignore AI or depend on it uncritically will likely find themselves at competitive disadvantage. The path forward combines technical competence with professional wisdom, leveraging AI as a powerful tool within comprehensive design practice.

References

1. American Society of Interior Designers. (2024). State of Interior Design 2024: Technology Adoption and Practice Trends. ASID Industry Report.

2. Anthropic. (2024). Constitutional AI: Harmlessness from AI Feedback. AI Safety Research Publications.

3. Goodfellow, I., Bengio, Y., & Courville, A. (2016). Deep Learning. MIT Press.

4. Ho, J., Jain, A., & Abbeel, P. (2020). Denoising Diffusion Probabilistic Models. Advances in Neural Information Processing Systems, 33.

5. Interior Design Society. (2023). Artificial Intelligence in Interior Design Practice: Survey Results and Best Practices. IDS Professional Development Series.

6. International Interior Design Association. (2024). IIDA Professional Practice Guidelines: Emerging Technologies in Interior Design. IIDA Knowledge Center.

7. Midjourney Inc. (2024). Midjourney Documentation and Prompting Guide. Retrieved from docs.midjourney.com.

8. National Council for Interior Design Qualification. (2023). Professional Standards and Emerging Technologies in Interior Design Practice. NCIDQ Practice Analysis.

9. OpenAI. (2024). DALL-E 3 System Card. OpenAI Research Publications.

10. Radford, A., et al. (2021). Learning Transferable Visual Models From Natural Language Supervision. International Conference on Machine Learning.

11. Ramesh, A., et al. (2022). Hierarchical Text-Conditional Image Generation with CLIP Latents. International Conference on Machine Learning.

12. Rombach, R., et al. (2022). High-Resolution Image Synthesis with Latent Diffusion Models. IEEE/CVF Conference on Computer Vision and Pattern Recognition.

13. Stability AI. (2024). Stable Diffusion Technical Documentation and Model Cards. Retrieved from stability.ai/research.

14. U.S. Copyright Office. (2023). Copyright Registration Guidance: Works Containing Material Generated by Artificial Intelligence. Federal Register Notice.

15. Vaswani, A., et al. (2017). Attention Is All You Need. Advances in Neural Information Processing Systems, 30.